

Julià Cufí; Agustí Reventós

Evolutes and isoperimetric deficit in two-dimensional spaces of constant curvature

Archivum Mathematicum, Vol. 50 (2014), No. 4, 219–236

Persistent URL: <http://dml.cz/dmlcz/144020>

Terms of use:

© Masaryk University, 2014

Institute of Mathematics of the Czech Academy of Sciences provides access to digitized documents strictly for personal use. Each copy of any part of this document must contain these *Terms of use*.



This document has been digitized, optimized for electronic delivery and stamped with digital signature within the project *DML-CZ: The Czech Digital Mathematics Library* <http://dml.cz>

EVOLUTES AND ISOPERIMETRIC DEFICIT IN TWO-DIMENSIONAL SPACES OF CONSTANT CURVATURE

JULIÀ CUFÍ AND AGUSTÍ REVENTÓS

ABSTRACT. We relate the total curvature and the isoperimetric deficit of a curve γ in a two-dimensional space of constant curvature with the area enclosed by the evolute of γ . We provide also a Gauss-Bonnet theorem for a special class of evolutes.

1. INTRODUCTION

The setting of this paper is the space X_c^2 , the 2-dimensional complete and simply connected Riemannian manifold of constant curvature c , i.e. the sphere \mathbb{S}_c^2 of radius $R = \frac{1}{\sqrt{c}}$ for $c > 0$, the hyperbolic plane \mathbb{H}_c^2 for $c < 0$ (the imaginary sphere of radius $Ri = \frac{1}{\sqrt{c}}$), or the Euclidean plane for $c = 0$. We shall assume that X_c^2 is oriented.

For a closed curve γ on X_c^2 we will consider the evolute γ_e of γ and denote by F_e the area with multiplicities enclosed by γ_e . By means of $|F_e|$ we estimate the deficit of the total curvature and the isoperimetric deficit of the curve γ .

The integral of the curvature of a simple closed curve (the total curvature) in the Euclidean space \mathbb{R}^3 has been widely studied. The most remarkable result is Fenchel's theorem which states that this integral is greater than, or equal to, 2π . It is equal to 2π if and only if the curve is a plane convex curve; see [5]. The following result gives an interpretation of the difference between the total curvature and 2π for curves on X_c^2 .

Theorem 1.1. *Let $\gamma(s)$ be a positively oriented closed strongly convex curve on X_c^2 parametrized by arclength. Let F_e be the area with multiplicities enclosed by the evolute of γ . Then*

$$\int_{\gamma} k(s) ds - 2\pi = c|F_e|,$$

where $k(s)$ is the curvature of $\gamma(s)$ in the ambient space.

2010 *Mathematics Subject Classification*: primary 53A04; secondary 52A55, 52A10.

Key words and phrases: curvature, evolutes, isoperimetric deficit, Gauss-Bonnet.

Received September 16, 2014. Editor J. Slovák.

Work partially supported by grants MTM2012-36378 and MTM2012-34834 (MEC).

DOI: 10.5817/AM2014-4-219

The strong convexity notion used above will be defined later.

As it is well known the isoperimetric inequality in X_c^2 states

$$F \leq \frac{L^2 + cF^2}{4\pi},$$

where L is the length of a simple closed curve γ and F the area enclosed by γ ; see for instance [9]. We estimate the isoperimetric deficit by means of the area enclosed by the evolute of γ proving the following result.

Theorem 1.2. *Let γ be a positively oriented closed strongly convex curve on X_c^2 of length L . Let F be the area enclosed by γ . Then the isoperimetric deficit $\Delta = L^2 - 4\pi F + cF^2$ is bounded by*

$$\Delta \leq cF_e^2 + 4\pi|F_e|,$$

where F_e is the area with multiplicities enclosed by the evolute of γ . Equivalently, for $c \neq 0$,

$$\Delta \leq \frac{1}{c} \left(\left(\int_{\gamma} k(s) ds \right)^2 - 4\pi^2 \right),$$

where $k(s)$ is the curvature of γ in the ambient space. Equality holds if and only if γ is a circle.

We note that letting $c \rightarrow 0$ in the second inequality and using Theorem 1.1 one gets the first one for $c = 0$.

Finally we provide a Gauss-Bonnet formula with multiplicities (Theorem 6.1) that enables us to calculate the total curvature of the evolute of a curve, for the special case of evolutes with a finite number of singular points, these being the points at which the evolute fails to have a tangent. We prove the following result.

Theorem 1.3. *Let γ be a positively oriented closed strongly convex curve on X_c^2 and let $\gamma_e(s_e)$ be the evolute of γ , where s_e is its arclength parameter. Assume that $\gamma_e(s_e)$ has a finite number of singular points. Then the integral of the geodesic curvature $k_e(s_e)$ of the evolute $\gamma_e(s_e)$ is given by*

$$\int_{\gamma_e} k_e(s_e) ds_e = c|F_e| + 2\pi,$$

where F_e is the area with multiplicities enclosed by γ_e .

We point out that the obstruction to generalize the previous result for the evolute of an arbitrary curve comes from the fact that the tangent vector to the evolute can vanish on an arbitrary closed set. We overcome this difficulty considering only evolutes with a finite number of singularities.

2. PRELIMINARIES

We recall here the notions of geodesic curvature and radius of curvature of a curve in X_c^2 .

In order to treat together the cases of constant positive and negative curvature we consider, as in [8] or [9], the metric on \mathbb{R}^3 given by the matrix

$$(1) \quad \begin{pmatrix} 1 & 0 & 0 \\ 0 & 1 & 0 \\ 0 & 0 & \epsilon \end{pmatrix},$$

where $\epsilon = \pm 1$. If $\epsilon = 1$ it is a Riemannian metric and if $\epsilon = -1$ it is a Lorentz metric.

The scalar product of the vectors u and v is denoted by $\langle u, v \rangle$. The subspace of \mathbb{R}^3 given by

$$S(\epsilon, K) = \left\{ u \in \mathbb{R}^3; \langle u, u \rangle = \frac{1}{\epsilon K} \right\}$$

where K is a positive constant, is the standard sphere of radius $R = \frac{1}{\sqrt{K}}$ if $\epsilon = 1$ or a hyperboloid if $\epsilon = -1$. In this second case we assume that the elements $u = (u_1, u_2, u_3)$ of $S(\epsilon, K)$ satisfy $u_3 > 0$. Since $S(-1, K)$ consists of vectors of norm Ri , it is also called the imaginary sphere.

In both cases, $\epsilon = 1$ or $\epsilon = -1$, $S(\epsilon, K)$ is a Riemannian manifold of constant curvature $c = \epsilon K$. In fact, the metric (1) restricted to $S(\epsilon, K)$ is positive definite. Hence $X_c^2 = S(1, c) = S_c^2$ for $c > 0$, $X_c^2 = S(-1, -c) = \mathbb{H}_c^2$ for $c < 0$.

We also note that the tangent space to $S(\epsilon)$ at $P \in S(\epsilon, K)$, $T_P S(\epsilon, K)$, is given by

$$T_P S(\epsilon, K) = P^\perp$$

where P^\perp denotes the subspace of \mathbb{R}^3 orthogonal (with respect to the Riemannian or the Lorentz metric) to P .

Since the covariant derivative on $S(\epsilon, K)$ is the orthonormal projection on $S(\epsilon, K)$ of the covariant derivative of \mathbb{R}^3 we have

$$\nabla_v Y = v(Y) - c \langle v(Y), P \rangle P,$$

where $v \in T_P S(\epsilon, K)$, Y is a tangent vector field on $S(\epsilon, K)$, and $v(Y) = (v(Y_1), v(Y_2), v(Y_3))$ is the directional derivative of each component. Note that since $\langle \nabla_v Y, P \rangle = 0$, we have $\nabla_v Y \in T_P S(\epsilon, K)$.

Let now $\gamma(t)$ be a regular curve on $S(\epsilon, K)$, that is $\gamma(t)$ is smooth and $\gamma'(t) \neq 0$, and take $v = Y = \gamma'(t)$. We have

$$\nabla_{\gamma'(t)} \gamma'(t) = \gamma''(t) - c \langle \gamma''(t), \gamma(t) \rangle \gamma(t).$$

If γ is parametrized by arclength s , then

$$\begin{aligned} \langle \gamma(s), \gamma(s) \rangle &= 1/c, & \langle \gamma'(s), \gamma(s) \rangle &= 0, & \langle \gamma'(s), \gamma'(s) \rangle &= 1, \\ \langle \gamma''(s), \gamma(s) \rangle &= -1, & \langle \gamma''(s), \gamma'(s) \rangle &= 0, \end{aligned}$$

and hence

$$(2) \quad \nabla_{\gamma'(s)} \gamma'(s) = \gamma''(s) + c \gamma(s).$$

Definition 2.1. Let $\gamma(s)$ be a regular curve on X_c^2 parametrized by arclength. The geodesic curvature $k_g(s)$ of $\gamma(s)$ is

$$k_g(s) = |\nabla_{\gamma'(s)} \gamma'(s)|.$$

The *normal vector* $n(s)$ to $\gamma(s)$ is given by

$$\nabla_{\gamma'(s)}\gamma'(s) = k_g(s) n(s).$$

Note that, for $c \neq 0$, $n(s)$ is not the principal normal of $\gamma(s)$ as a curve in the ambient space \mathbb{R}^3 (Euclidean or Lorentzian).

We shall use later the equality

$$(3) \quad \gamma''(s) = k_g(s) n(s) - c\gamma(s).$$

If the parameter t of a given curve $\gamma(t)$ on X_c^2 is not the arclength parameter, the geodesic curvature is given by

$$(4) \quad k_g(t) = f(t)^2 \langle \nabla_{\gamma'(t)}\gamma'(t), n(t) \rangle = f(t)^2 \langle \gamma''(t), n(t) \rangle,$$

where $f(t)^2 = \langle \gamma'(t), \gamma'(t) \rangle^{-1}$ and $n(t)$ is the normal vector to $\gamma(t)$.

The relationship between the geodesic curvature $k_g(s)$ and the curvature $k(s)$ of $\gamma(s)$ as a curve in \mathbb{R}^3 is

$$(5) \quad \sqrt{k_g^2(s) + c} = k(s),$$

since

$$\begin{aligned} k_g(s)^2 &= \langle \gamma''(s) + c\gamma(s), \gamma''(s) + c\gamma(s) \rangle \\ &= k(s)^2 + 2c\langle \gamma(s), \gamma''(s) \rangle + c^2\langle \gamma(s), \gamma(s) \rangle = k(s)^2 - c. \end{aligned}$$

In order to define the radius of curvature, we shall use the generalized sinus and cosinus functions:

$$\operatorname{sn}_c \rho := \begin{cases} \frac{1}{\sqrt{-c}} \sinh(\sqrt{-c} \rho), & c < 0 \\ \rho, & c = 0 \\ \frac{1}{\sqrt{c}} \sin(\sqrt{c} \rho), & c > 0 \end{cases}$$

$$\operatorname{cn}_c \rho := \begin{cases} \cosh(\sqrt{-c} \rho), & c < 0 \\ 1, & c = 0 \\ \cos(\sqrt{c} \rho), & c > 0, \end{cases}$$

as well as $\tan_c \rho = \frac{\operatorname{sn}_c \rho}{\operatorname{cn}_c \rho}$ and $\cot_c \rho = \frac{\operatorname{cn}_c \rho}{\operatorname{sn}_c \rho}$.

Definition 2.2. We say that a regular simple curve $\gamma(s)$ on X_c^2 parametrized by arclength is *strongly convex* if, for each s , $k_g(s) > 0$ for $c \geq 0$ or $k_g(s) > \sqrt{|c|}$ for $c < 0$.

This enable us to give the following definition.

Definition 2.3. Let $\gamma(s)$ be a strongly convex curve on X_c^2 parametrized by arclength. The *radius of curvature* of $\gamma(s)$ is the function $\rho(s)$ defined by

$$k_g(s) = \cot_c \rho(s),$$

where $\cot_c \rho(s)$ is the generalized cotangent function.

The condition of strongly convexity corresponds, for $c < 0$, to the notion of horocyclic convexity. It is needed because, for $c < 0$, $\cot_c x > \sqrt{-c}$, for all $x \in \mathbb{R}$. For $c > 0$ we shall also assume that $0 < \sqrt{c}\rho(s) < \pi/2$.

The motivation for the Definition 2.3 is the fact that a circle of radius ρ has geodesic curvature $\cot_c \rho$.

3. EVOLUTES

First we recall that given $x \in X_c^2$ and $y \in T_x X_c^2$, with $\langle y, y \rangle = 1$, then

$$\sigma(t) = \operatorname{cn}_c(t) x + \operatorname{sn}_c(t) y$$

is the geodesic through $\sigma(0) = x$ with director tangent vector $\sigma'(0) = y$. This is easy to see, since $\sigma(t)$ verifies the equation of the geodesics $\sigma''(t) + c\sigma(t) = 0$. Moreover t is the arclength of $\sigma(t)$ because $\langle \sigma'(t), \sigma'(t) \rangle = 1$.

Definition 3.1. Let $\gamma(s)$ be a strongly convex curve on X_c^2 parametrized by arclength. The *evolute* of γ is the curve

$$\gamma_e(s) = \operatorname{cn}_c \rho(s) \gamma(s) + \operatorname{sn}_c \rho(s) n(s),$$

where $\rho(s)$ and $n(s)$ are respectively the radius of curvature and the normal to $\gamma(s)$.

So $\gamma_e(s)$ is the point on the geodesic through $\gamma(s)$ with director tangent vector $n(s)$, given by the value $\rho(s)$ of the parameter. Remark that s is not the arclength parameter of the evolute.

By the definition of $n(s)$, equation (2), and the definition of $k_g(s)$, we have

$$(6) \quad n(s) = \tan_c \rho(s) (\gamma''(s) + c\gamma(s)),$$

and hence

$$\gamma_e(s) = \frac{1}{\operatorname{cn}_c \rho(s)} (\gamma(s) + \operatorname{sn}_c^2 \rho(s) \gamma''(s)).$$

For further purposes we need to compute the tangent vector to the evolute.

We first compute the derivative of the vector $n(s)$. Since $\langle n(s), n(s) \rangle = 1$, we have $\langle n'(s), n(s) \rangle = 0$ and hence

$$n'(s) = a(s)\gamma(s) + b(s)\gamma'(s).$$

The equality $\langle \gamma(s), n(s) \rangle = 0$ implies $\langle \gamma(s), n'(s) \rangle = 0$, and so $a(s) = 0$. Also, from formula (3), we have

$$k_g(s) = \langle \gamma''(s), n(s) \rangle = -\langle \gamma'(s), n'(s) \rangle = -b(s).$$

Thus,

$$(7) \quad n'(s) = -\cot_c \rho(s) \gamma'(s).$$

The tangent vector to the evolute is given by

$$(8) \quad \frac{d\gamma_e(s)}{ds} = \gamma'_e(s) = \rho'(s) (-c \operatorname{sn}_c \rho(s) \gamma(s) + \operatorname{cn}_c \rho(s) n(s)),$$

because, according to (7),

$$\operatorname{cn}_c \rho(s) \gamma'(s) + \operatorname{sn}_c \rho(s) n'(s) = 0.$$

Note that, by (6),

$$(9) \quad \gamma'_e(s) = \rho'(s) \operatorname{sn}_c \rho(s) \gamma''(s).$$

In particular $\gamma'_e(s) = 0$ at the critical points of $\rho(s)$. Points where $\rho'(s) \neq 0$ are called *regular* points of $\gamma_e(s)$ and points where $\rho'(s) = 0$ are called *singular* points of $\gamma_e(s)$. In a neighborhood of each regular point the evolute can be reparametrized by arclength, and so the normal vector is well defined at these points.

We remark that for $c \neq 0$ the tangent vector to the evolute does not coincide with the normal vector to the curve (at corresponding points). Nevertheless we have the following proposition.

Proposition 3.1. *The normal vector to the evolute coincides at regular points, up to the sign, with the tangent vector to the curve at corresponding points.*

Proof. Let $n_e(s)$ be the normal vector to the evolute at regular points of $\gamma_e(s)$.

We can write

$$n_e(s) = A(s)\gamma(s) + B(s)\gamma'(s) + C(s)n(s),$$

for some functions $A(s), B(s), C(s)$. Multiplying by $\gamma_e(s)$ one obtains

$$cC(s) = -k_g(s)A(s)$$

and multiplying by $\gamma'_e(s)$ one obtains

$$A(s) = k_g(s)C(s).$$

Since $\gamma(s)$ is strongly convex, we obtain $A(s) = C(s) = 0$, and hence

$$n_e(s) = B(s)\gamma'(s).$$

Thus $|B(s)| = 1$ and so $n_e(s) = \pm\gamma'(s)$.

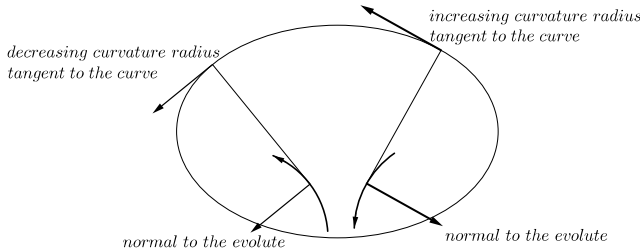


Figure 1.

To be more precise, using locally the arclength parameter s_e of $\gamma_e(s)$, we have

$$\begin{aligned} B(s) &= \langle n_e(s), \gamma'(s) \rangle = \left\langle \frac{d^2\gamma_e}{ds_e^2}, \gamma'(s) \right\rangle = \left\langle \frac{d^2\gamma_e}{ds^2} \left(\frac{ds}{ds_e} \right)^2, \gamma'(s) \right\rangle \\ &= \left(\frac{ds}{ds_e} \right)^2 \langle \rho'(s) \operatorname{sn}_c \rho(s) \gamma'''(s), \gamma'(s) \rangle = - \left(\frac{ds}{ds_e} \right)^2 \rho'(s) \operatorname{sn}_c \rho(s) \langle \gamma''(s), \gamma''(s) \rangle. \end{aligned}$$

Since all the factors in the right-hand side out of $\rho'(s)$ are positive, we have (see Figure 1)

$$n_e(s) = \begin{cases} \gamma'(s) & \text{if } \rho'(s) < 0 \\ -\gamma'(s) & \text{if } \rho'(s) > 0. \end{cases}$$

□

We shall need also to compute the geodesic curvature of the evolute of a given curve. Due to equality (4) this notion is well defined at regular points.

Proposition 3.2. *The geodesic curvature $k_e(s)$ of the evolute of a strongly convex curve $\gamma(s)$ in X_c^2 , at regular points, is given by*

$$k_e(s) = \frac{k(s)}{|\rho'(s)|} = \frac{1}{|\rho'(s)| \operatorname{sn}_c(\rho(s))},$$

where $k(s)$ is the curvature of $\gamma(s)$ in the ambient space, and $\rho(s)$ is the radius of curvature of $\gamma(s)$.

Proof. Applying formula (4), Proposition 3.1 and equality (8), we have

$$k_e(s) = \frac{1}{|\gamma_e''(s)|^2} \langle \gamma_e''(s), n_e(s) \rangle = \pm \frac{1}{\rho'(s)^2} \langle \gamma_e''(s), \gamma'(s) \rangle.$$

Differentiating the expression of $\gamma_e'(s)$ obtained in (8), it follows

$$\gamma_e''(s) = -c\rho'(s) \operatorname{sn}_c(\rho(s))\gamma'(s) + \rho'(s) \operatorname{cn}_c(\rho(s))n'(s) + \text{terms orthogonal to } \gamma'(s).$$

Substituting in this expression $n'(s)$ by the value obtained in (7), we have

$$\gamma_e''(s) = -\frac{\rho'(s)}{\operatorname{sn}_c(\rho(s))}\gamma'(s) + \text{terms orthogonal to } \gamma'(s).$$

Hence,

$$k_e(s) = \pm \frac{1}{\rho'(s) \operatorname{sn}_c(\rho(s))}.$$

Since $k_e > 0$ we have,

$$(10) \quad k_e(s) = \frac{1}{|\rho'(s)| \operatorname{sn}_c(\rho(s))}.$$

Using the generalized tangent and cotangent functions, it is easy to see that

$$(11) \quad c \tan_c \frac{\rho(s)}{2} = -k_g(s) + \sqrt{k_g(s)^2 + c},$$

where $k_g(s) = \cot_c \rho(s)$. From this and (5) one obtains

$$\frac{1}{\operatorname{sn}_c(\rho(s))} = \sqrt{k_g^2(s) + c} = k(s).$$

Hence, equation (10) can be written as

$$k_e(s) = \frac{k(s)}{|\rho'(s)|}.$$

□

We now introduce the *index* or *winding number* of a closed curve on X_c^2 with respect to a given point.

First we recall that the index of a closed piece-wise \mathcal{C}^1 curve γ of \mathbb{R}^2 is the function defined by

$$\text{Ind}(\gamma, P) = \frac{\psi_P(L) - \psi_P(0)}{2\pi}, \quad P \in \mathbb{R}^2 \setminus \gamma,$$

where $\psi_P(s)$ is a branch of the argument of the vector $(\gamma(s) - P) \in \mathbb{R}^2$, and $s \in [0, L]$ is the arclength parameter of γ .

It is well known that $\text{Ind}(\gamma, P)$ is constant for P in a connected component of $\mathbb{R}^2 \setminus \gamma$ and vanishes on the unbounded component. Moreover $\text{Ind}(\gamma, P)$ can be computed by counting the signed number of intersections of γ with a fixed ray starting from P ; see [1], p.27.

Let now γ be a closed curve on X_c^2 and P a point not on γ . Assume, without loss of generality, that γ and P are contained in an oriented local chart (U, φ) where $\varphi: U \rightarrow X_c^2$, and U is an open subset of the plane \mathbb{R}^2 . We define $\text{Ind}(\gamma, P)$ as $\text{Ind}(\tilde{\gamma}, \tilde{P})$, with $\gamma = \varphi \circ \tilde{\gamma}$ and $P = \varphi(\tilde{P})$. It is easy to see that this number does not depend on the chosen local chart.

Definition 3.2. Let γ be the a closed piece-wise \mathcal{C}^1 curve on X_c^2 , not necessarily simple. The *area with multiplicities*, F , enclosed by γ is defined as

$$F = \int_{X_c^2} \text{Ind}(\gamma, P) \, dS,$$

where dS is the area element of X_c^2 .

Remark 3.3. Let γ be a plane strongly convex closed curve, positively oriented. This means $\text{Ind}(\gamma, P) = 1$ for P in the interior of γ . Let γ_e denote the evolute of γ and F_e the area with multiplicities enclosed by γ_e . We shall see that $F_e \leq 0$, a fact that comes from the inequality

$$(12) \quad \text{Ind}(\gamma, P) \cdot \text{Ind}(\gamma_e, P) \leq 0.$$

Indeed, if P does not belong to a bounded component of $\mathbb{R}^2 \setminus \gamma$ or of $\mathbb{R}^2 \setminus \gamma_e$ at least one of the two indices are zero and the inequality holds. On the other case, for a fixed s , we have

$$\begin{aligned} \gamma(s) - P &= a\gamma'(s) + bn(s), & b &\leq 0, \\ \gamma_e(s) - P &= c\gamma'_e(s) + dn_e(s), & d &\geq 0, \end{aligned}$$

and by Proposition 3.1

$$d = \langle \gamma_e(s) - P, n_e(s) \rangle = \langle \gamma(s) + \rho(s)n(s) - P, n_e(s) \rangle = a\langle \gamma'(s), \pm\gamma'(s) \rangle.$$

More precisely,

$$\begin{aligned} d &= a & \text{if } \rho'(s) < 0, \\ d &= -a & \text{if } \rho'(s) > 0. \end{aligned}$$

Since $d > 0$, we have $a\rho'(s) < 0$.

It follows easily that

$$\det(\gamma_e(s) - P, \gamma'_e(s)) = a\rho'(s) \det(\gamma'(s), n(s)) = a\rho'(s) < 0,$$

and the inequality (12) is proved. Note that $\det(\gamma'(s), n(s)) = 1$ because γ is positively oriented.

From this and the definition of the index of the evolute of a closed strongly convex curve in X_c^2 it follows that $\text{Ind}(\gamma_e, P) \leq 0$, for $P \in \mathbb{R}^2 \setminus \gamma_e$. So the area with multiplicities, F_e , enclosed by γ_e is negative or zero.

4. AREA OF THE EVOLUTE AND TOTAL CURVATURE

We begin with some notation and a technical lemma. Let $\gamma(s)$ be a strongly convex curve on X_c^2 parametrized by arclength s .

At each point $\gamma_e(s)$ of the evolute of $\gamma(s)$ we consider the vector $T(s) \in T_{\gamma_e(s)}X_c^2$ given by

$$T(s) = c \operatorname{sn}_c \rho(s) \gamma(s) - \operatorname{cn}_c \rho(s) n(s),$$

where $n(s)$ is the normal vector to $\gamma(s)$.

Note that $T(s)$ is a vector field along $\gamma_e(s)$ which by (8) has the same direction as the tangent vector to the evolute at regular points, but with the advantage that it is also defined at singular points.

We denote, as usual,

$$\nabla_{\gamma_e(s)} T(s) \in T_{\gamma_e(s)}X_c^2$$

the covariant derivative of $T(s)$ along $\gamma_e(s)$. For $c \neq 0$, it is the projection on $S(1, c)$ or $S(-1, -c)$ of the directional derivative on \mathbb{R}^3 .

Lemma 4.1. *Let $\gamma(s)$ be a strongly convex curve on X_c^2 parametrized by arclength s . Then*

$$k(s) = \langle \nabla_{\gamma_e(s)} T(s), \gamma'(s) \rangle,$$

where $k(s)$ is the curvature of $\gamma(s)$ in the ambient space.

Proof. Since

$$\gamma'(s) \in T_{\gamma_e(s)}X_c^2,$$

we have

$$\begin{aligned} \langle \nabla_{\gamma_e(s)} T(s), \gamma'(s) \rangle &= \left\langle \frac{dT(s)}{ds}, \gamma'(s) \right\rangle = \langle c\rho'(s)(\operatorname{cn}_c \rho(s)\gamma(s) + \operatorname{sn}_c \rho(s)n(s)), \gamma'(s) \rangle \\ &\quad + \langle c \operatorname{sn}_c \rho(s)\gamma'(s) - \operatorname{cn}_c \rho(s)n'(s), \gamma'(s) \rangle. \end{aligned}$$

By equation (7) and Proposition 3.2 we have

$$\langle \nabla_{\gamma_e(s)} T(s), \gamma'(s) \rangle = c \operatorname{sn}_c \rho(s) + \operatorname{cn}_c \rho(s) \cot_c \rho(s) = \frac{1}{\operatorname{sn}_c \rho(s)} = k(s),$$

and lemma is proved. □

Next result can be seen as a sort of refinement of Fenchel's Theorem.

Theorem 4.2. *Let $\gamma(s)$ be a positively oriented closed strongly convex curve on X_c^2 parametrized by arclength. Let F_e be the area with multiplicities of the evolute of γ . Then*

$$\int_{\gamma} k(s) ds - 2\pi = c|F_e|,$$

where $k(s)$ is the curvature of $\gamma(s)$ in the ambient space.

Proof. Let (e_1, e_2) be a local orthonormal frame of vector fields on X_c^2 . The connection 1-form ω_{12} associated to this moving frame is given by

$$\omega_{12}(X) = \langle \nabla_X e_1, e_2 \rangle$$

for each tangent vector field X .

In the vector tangent space $T_{\gamma_e(s)}X_c^2$ we have

$$T(s) = \cos \theta(s)e_1 + \sin \theta(s)e_2,$$

where $\theta(s)$ is the angle, module 2π , between $T(s)$ and e_1 .

Then, by Lemma 4.1,

$$\begin{aligned} k(s) &= \langle \nabla_{\gamma_e(s)} T(s), \gamma'(s) \rangle = \langle \nabla_{\gamma_e(s)} (\cos \theta(s)e_1 + \sin \theta(s)e_2), \gamma'(s) \rangle \\ &= \langle \theta'(s)(-\sin \theta(s)e_1 + \cos \theta(s)e_2), \gamma'(s) \rangle \\ &\quad + \langle \cos \theta(s)\nabla_{\gamma_e(s)} e_1 + \sin \theta(s)\nabla_{\gamma_e(s)} e_2, \gamma'(s) \rangle. \end{aligned}$$

But

$$\gamma'(s) = -\sin \theta(s)e_1 + \cos \theta(s)e_2 \in T_{\gamma_e(s)}X_c^2$$

and

$$\begin{aligned} \langle \nabla_{\gamma_e(s)} e_1, -\sin \theta(s)e_1 + \cos \theta(s)e_2 \rangle &= \cos \theta(s)\omega_{12}(\gamma'_e(s)) \\ \langle \nabla_{\gamma_e(s)} e_2, -\sin \theta(s)e_1 + \cos \theta(s)e_2 \rangle &= \sin \theta(s)\omega_{12}(\gamma'_e(s)). \end{aligned}$$

Hence

$$k(s) = \theta'(s) + \omega_{12}(\gamma'_e(s)).$$

This yields to an equality of 1-forms

$$k(s) ds = d\theta + \gamma_e^* \omega_{12}.$$

Integrating on $[0, L]$ we have,

$$\int_{[0, L]} k(s) ds = \int_{[0, L]} d\theta + \int_{[0, L]} \gamma_e^* \omega_{12}.$$

Equivalently,

$$\int_0^L k(s) ds = \int_0^L \theta'(s) ds + \int_{\gamma_e} \omega_{12}.$$

But we know, from the structure equations (see, for instance, [10], Vol. II, p. 295), that

$$d\omega_{12} = -c\theta^1 \wedge \theta^2 = -c dS,$$

where (θ^1, θ^2) is the dual basis of (e_1, e_2) and dS the area element of X_c^2 .

By the Green formula with multiplicities (see for instance [1], p. 213) we have

$$\begin{aligned} \int_0^L k(s) ds &= \int_0^L \theta'(s) ds + \int_{X_c^2} \text{Ind}(\gamma_e, P) d\omega_{12} \\ &= 2\pi - c \int_{X_c^2} \text{Ind}(\gamma_e, P) dS = 2\pi + c|F_e| \end{aligned}$$

since the index of the evolute is negative (see Remark 3.3), and theorem is proved. \square

Next we give, using Theorem 4.2, a simple proof of a known result which appears in [4, Theorem 3.8] but with a completely different proof. It will be used in Section 5.

Theorem 4.3. *Let $\gamma(s)$ be a positively oriented closed strongly convex curve on X_c^2 parametrized by arclength. Let $\rho(s)$ be the corresponding radius of curvature. Then*

$$(13) \quad \int_{\gamma} \tan_c \frac{\rho(s)}{2} ds = F + |F_e|,$$

where F is the area enclosed by γ and F_e is the area with multiplicities enclosed by the evolute of γ .

Proof. Integrating both sides of (11) and using (5) one obtains

$$c \int_{\gamma} \tan_c \frac{\rho(s)}{2} ds = - \int_{\gamma} k_g(s) ds + \int_{\gamma} k(s) ds.$$

By the Gauss-Bonnet theorem (see for instance [9, p.303]) and Theorem 4.2 we have

$$c \int_{\gamma} \tan_c \frac{\rho(s)}{2} ds = (-2\pi + cF) + (2\pi + c|F_e|) = cF + c|F_e|.$$

This proves the theorem for $c \neq 0$. The case $c = 0$ follows just letting $c \rightarrow 0$ in (13). \square

As an immediate consequence we have the following corollary, that can be considered as a generalization to the case of constant curvature of the 2-dimensional analogue of Ros' inequality; see [3].

Corollary 4.4. *Let $\gamma(s)$ be a positively oriented closed strongly convex curve on X_c^2 parametrized by arclength. Let $\rho(s)$ be the radius of curvature of $\gamma(s)$. Then*

$$F \leq \int_{\gamma} \tan_c \frac{\rho(s)}{2} ds,$$

where F is the area enclosed by γ . Equality holds if and only if γ is a circle.

Proof. The inequality is immediate from Remark 3.3 and Theorem 4.3. Equality holds if and only if $F_e = 0$. Since $\text{Ind}(\gamma_e, P) \leq 0$ (see Remark 3.3), it must be $\text{Ind}(\gamma_e, P) = 0$. This implies that the evolute γ_e is a point and hence γ must be a circle. Indeed, if the evolute γ_e was not a point we could choose a small ball separated by γ_e in two connected components. Then the index would be a different

integer in each of these parts since although the evolute can be traversed twice this always happens in the same sense. This gives a contradiction. \square

Since the evolute of a simple closed curve γ coincides with the evolute of a curve ‘parallel’ to it, the above results relating the area enclosed by γ and the area enclosed by its evolute yield a new proof of Steiner’s formula for tubes on noneuclidean spaces; see [9, p.322].

Theorem 4.5 (Steiner formula). *Let $\gamma = \partial Q$ be the strongly convex boundary of a compact domain Q in X_c^2 . Denote by F the area of Q and by L the length of γ . Let Q_r be the strongly convex body parallel to Q in the distance r . Then*

$$F_r - F = L \operatorname{sn}_c(r) + 2 \operatorname{sn}_c^2(r/2)(2\pi - cF)$$

where F_r denotes the area of Q_r .

Proof. Applying Theorem 4.3 to γ and to $\gamma_r = \partial(Q_r)$, and taking into account that the evolute of γ coincides with the evolute of γ_r , and that the curvature radius of γ_r and γ , at corresponding points $\gamma(s)$ and $\gamma_r(s) = \exp_{\gamma(s)} rN(s)$, are related by $\rho_r(s) = \rho(s) + r$, we have

$$F_r - F = \int_{\gamma_r} \tan_c \frac{\rho(\tau) + r}{2} d\tau - \int_{\gamma} \tan_c \frac{\rho(s)}{2} ds,$$

where ds is the arclength measure on γ , and $d\tau$ is the arclength measure on γ_r .

Applying the sinus theorem in the infinitesimal triangle of the Figure 2 we see that

$$d\tau = \frac{\operatorname{sn}_c(\rho(s) + r)}{\operatorname{sn}_c \rho(s)} ds.$$

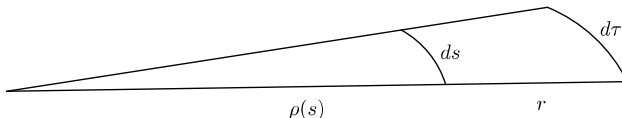


Figure 2.

Hence

$$F_r - F = \int_{\gamma} \left(\tan_c \frac{\rho(s) + r}{2} \cdot \frac{\operatorname{sn}_c \frac{\rho(s) + r}{2} \operatorname{cn}_c \frac{\rho(s) + r}{2}}{\operatorname{sn}_c \frac{\rho(s)}{2} \operatorname{cn}_c \frac{\rho(s)}{2}} - \frac{\operatorname{sn}_c \frac{\rho(s)}{2}}{\operatorname{cn}_c \frac{\rho(s)}{2}} \right) ds.$$

Simplifying

$$F_r - F = \int_{\gamma} \left(\frac{\operatorname{sn}_c^2((\rho(s) + r)/2) - \operatorname{sn}_c^2(\rho(s)/2)}{\operatorname{sn}_c(\rho(s)/2) \operatorname{cn}_c(\rho(s)/2)} \right) ds.$$

Now we substitute $\operatorname{sn}_c^2((\rho(s) + r)/2)$ for his expression

$$\begin{aligned} \operatorname{sn}_c^2((\rho(s) + r)/2) &= \operatorname{sn}_c^2(\rho(s)/2) \operatorname{cn}_c^2(r/2) + \operatorname{cn}_c^2(\rho(s)/2) \operatorname{sn}_c^2(r/2) \\ &\quad + 2 \operatorname{sn}_c(r/2) \operatorname{cn}_c(r/2) \operatorname{sn}_c(\rho(s)/2) \operatorname{sn}_c(\rho(s)/2) \end{aligned}$$

and we obtain

$$\begin{aligned} F_r - F &= L \operatorname{sn}_c(r) + 2 \operatorname{sn}_c^2(r/2) \int_{\gamma} \frac{\operatorname{cn}_c(\rho(s))}{\operatorname{sn}_c(\rho(s))} ds \\ &= L \operatorname{sn}_c(r) + 2 \operatorname{sn}_c^2(r/2)(2\pi - cF). \end{aligned}$$

□

5. AN ESTIMATE OF THE ISOPERIMETRIC DEFICIT

As it is well known the isoperimetric inequality in X_c^2 states that

$$F \leq \frac{L^2 + cF^2}{4\pi},$$

where L is the length of a simple closed curve γ and F the area enclosed by γ .

Here we apply previous results to provide an upper bound for the right-hand side of this inequality.

Theorem 5.1. *Let $\gamma(s)$ be a positively oriented closed strongly convex curve on X_c^2 of length L parametrized by arclength. Let $\rho(s)$ be the corresponding radius of curvature. Then*

$$(14) \quad \frac{L^2 + cF^2}{4\pi} \leq \int_{\gamma} \tan_c \frac{\rho(s)}{2} ds + \frac{cF_e^2}{4\pi},$$

where F is the area enclosed by γ and F_e is the area with multiplicities enclosed by the evolute of γ . Equality holds if and only if γ is a circle.

Proof. Integrating both sides of the identity

$$\cot_c \frac{\rho(s)}{2} = \cot_c \rho(s) + \frac{1}{\operatorname{sn}_c \rho(s)}$$

and multiplying by

$$\int_{\gamma} \tan_c \frac{\rho(s)}{2} ds,$$

we obtain

$$\int_{\gamma} \tan_c \frac{\rho(s)}{2} ds \cdot \int_{\gamma} \cot_c \frac{\rho(s)}{2} ds = \int_{\gamma} \tan_c \frac{\rho(s)}{2} ds \left(\int_{\gamma} \cot_c \rho(s) ds + \int_{\gamma} \frac{1}{\operatorname{sn}_c \rho(s)} ds \right).$$

On the other hand, by the Schwarz's inequality, we have

$$L^2 = \left(\int_{\gamma} \sqrt{\tan_c \frac{\rho(s)}{2}} \frac{1}{\sqrt{\tan_c \frac{\rho(s)}{2}}} ds \right)^2 \leq \int_{\gamma} \tan_c \frac{\rho(s)}{2} ds \cdot \int_{\gamma} \cot_c \frac{\rho(s)}{2} ds.$$

Hence, using the Gauss-Bonnet theorem, and Theorems 4.2 and 4.3, we obtain

$$L^2 \leq (F + |F_e|)((2\pi - cF) + (2\pi + c|F_e|)) = (F + |F_e|)(4\pi - c(F - |F_e|)).$$

Thus

$$L^2 \leq 4\pi \int_{\gamma} \tan_c \frac{\rho(s)}{2} ds - c(F^2 - F_e^2),$$

and inequality (14) is proved.

Finally, note that equality holds if and only if k_g is constant. But closed curves on X_c^2 of constant geodesic curvature are circles. \square

As a consequence we have an estimate of the isoperimetric deficit in terms of F_e .

Theorem 5.2. *Let γ be a positively oriented closed strongly convex curve on X_c^2 of length L . Let F be the area enclosed by γ . Then the isoperimetric deficit $\Delta = L^2 - 4\pi F + cF^2$ is bounded by*

$$\Delta \leq cF_e^2 + 4\pi|F_e|,$$

where F_e is the area with multiplicities enclosed by the evolute of γ . Equivalently, for $c \neq 0$,

$$\Delta \leq \frac{1}{c} \left(\left(\int_{\gamma} k(s) ds \right)^2 - 4\pi^2 \right),$$

where $k(s)$ is the curvature of γ in the ambient space. Equality holds if and only if γ is a circle.

Proof. First inequality follows from Theorem 5.1 and Theorem 4.3, and for the second one we use Theorem 4.2. \square

For the case $c = 0$ a better inequality is known (see [6]).

Remark 5.3. Combining the isoperimetric inequality and formula (14) one gets

$$F \leq \int_{\gamma} \tan_c \frac{\rho(s)}{2} ds + \frac{cF_e^2}{4\pi},$$

which is, for the case $c < 0$, an improvement of Corollary 4.4. \square

6. THE GAUSS-BONNET THEOREM FOR EVOLUTES

It is possible to have a regular curve with an arbitrary closed set (for instance, a Cantor set) of maximums and minimums of its curvature. In this case its evolute has a singular point corresponding to each point of this closed set. The angle between the tangent vector to the evolute and a given direction is not well defined at singular points, since at these points the tangent vector to the evolute vanishes. This is an obstruction in order to find a formula for the integral of the geodesic curvature of the evolute. Nevertheless we think that it is interesting to consider the particular case of evolutes with a finite number of singular points.

More generally, let us consider a closed piece-wise \mathcal{C}^2 curve $\gamma(s)$ on X_c^2 where s is the arclength parameter. That is, $\gamma(s)$ has two continuous derivatives except (possibly) at a finite number of singular points at which left and right derivatives exist. The geodesic curvature of $\gamma(s)$ is defined out of these singular points.

For this class of curves we give an extension of the Gauss-Bonnet theorem.

Theorem 6.1 (Gauss-Bonnet theorem with multiplicities). *Let $\gamma(s)$ be a positively oriented closed piece-wise \mathcal{C}^2 curve on X_c^2 , not necessarily simple, where s is the*

arclength parameter. Then the integral of the geodesic curvature $k_g(s)$ is given by

$$\int_{\gamma} k_g(s) ds = -cF + \sum_{k=1}^N \theta_k + (2\nu - N)\pi,$$

where F is the area with multiplicities enclosed by γ , N is the number of singular points, θ_k are the interior angles at these points and $\nu \in \mathbb{Z}$.

Proof. Suppose that (u, v) is a system of orthogonal coordinates defined on X_c^2 given by a parametrization $\varphi: U \rightarrow X_c^2$ defined on an open subset U of the (u, v) plane \mathbb{R}^2 . We may assume $\gamma(s) \subset \varphi(U)$ for all $s \in [0, L]$.

If we write the metric in this coordinates as

$$\begin{pmatrix} E & 0 \\ 0 & G \end{pmatrix},$$

the geodesic curvature of the curve $\gamma(s) = \varphi(u(s), v(s))$ is given by the piece-wise \mathcal{C}^1 function

$$k_g(s) = \frac{1}{2\sqrt{EG}} \left(G_u \frac{dv}{ds} - E_v \frac{du}{ds} \right) + \frac{d\theta}{ds},$$

where $\theta(s)$ is the the positive angle between $\frac{\partial}{\partial u}|_{\gamma(s)}$ and $\gamma'(s)$.

If we consider the 1-form on $U \subset \mathbb{R}^2$, $\omega = Adu + Bdv$, with

$$A = -\frac{E_v}{2\sqrt{EG}}, \quad B = \frac{G_u}{2\sqrt{EG}}$$

we have the equality of 1-forms

$$(15) \quad k_g(s)ds = \omega + d\theta.$$

In this equality it is assumed that ω is restricted to $\gamma(s)$, and $d\theta = \frac{d\theta}{ds} ds = \theta'(s) ds$.

On the other hand, it is known that the Gauss curvature c of X_c^2 is given by

$$c = -\frac{1}{2\sqrt{EG}} \left(\left(\frac{E_v}{\sqrt{EG}} \right)_v + \left(\frac{G_u}{\sqrt{EG}} \right)_u \right),$$

and hence

$$\begin{aligned} d\omega &= -\left(\frac{\partial A}{\partial v} - \frac{\partial B}{\partial u} \right) du \wedge dv = \left(\left(\frac{E_v}{2\sqrt{EG}} \right)_v + \left(\frac{G_u}{2\sqrt{EG}} \right)_u \right) du \wedge dv \\ &= -c\sqrt{EG} du \wedge dv = -cdS. \end{aligned}$$

The Green formula with multiplicities (see for instance [1, p.235]) states

$$\int_{\gamma} \omega = \int_{\mathbb{R}^2} \text{Ind}(\gamma, P) d\omega$$

where $\text{Ind}(\gamma, P)$ denotes the index of the curve $\gamma(s) = \varphi^{-1}(\gamma(s))$ with respect to the point P , and ω is a 1-form on \mathbb{R}^2 .

Hence, integrating both sides of (15), we have,

$$\int_{\gamma} k_g(s) ds = \int_{\gamma} \omega + \int_{\gamma} d\theta = \int_{\mathbb{R}^2} \text{Ind}(\gamma, P) d\omega + \int_{\gamma} d\theta = -c \int_{\mathbb{R}^2} \text{Ind}(\gamma, P) dS + \int_{\gamma} d\theta,$$

and since by definition

$$F = \int_{\mathbb{R}^2} \text{Ind}(\gamma, P) dS,$$

we have

$$(16) \quad \int_{\gamma} k_g(s) ds = -cF + \int_{\gamma} d\theta.$$

But

$$\int_{\gamma} d\theta = \sum_{k=0}^N \int_{a_k}^{a_{k+1}} \theta'(s) ds$$

with $0 = a_0 < a_1 < \dots < a_N < a_{N+1} = L$, where a_1, a_2, \dots, a_N are the singular points of $\gamma(s)$ and $\gamma(a_0) = \gamma(L)$, (L the length of γ). Hence (see Figure 3)

$$\begin{aligned} \int_{\gamma} d\theta &= \sum_{k=0}^N (\theta(a_{k+1}^-) - \theta(a_k^+)) \\ &= \sum_{k=1}^N (\theta(a_k^-) - \theta(a_k^+)) + (\theta(a_0^-) - \theta(a_{N+1}^+)) \\ &= -\sum_{k=1}^N (\pi - \theta_k) + 2\pi\nu, \quad \nu \in \mathbb{Z}, \end{aligned}$$

since by definition of interior angle

$$(17) \quad \theta(a_k^+) - \theta(a_k^-) = \pi - \theta_k.$$

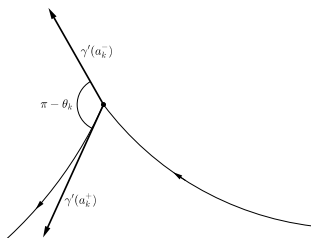


Figure 3.

Substituting this expression of $\int_{\gamma} d\theta$ in (16) the theorem is proved. □

Note that for a plane curve the integer number ν coincides with its rotation index. Recall that the rotation index of a closed plane curve is defined as the number of turns made by the tangent vector to this curve; see a precise definition in [2]. A similar version of Gauss-Bonnet theorem appears in [7].

Using the previous theorem we can compute now the total geodesic curvature of the evolute γ_e of a strongly convex curve on X_c^2 in the case that γ_e has a finite number of singular points, obtaining a Gauss-Bonnet formula for these evolutes. Indeed, we can reparametrize γ_e with respect to its arclength parameter s_e to

obtain a piece-wise \mathcal{C}^2 curve to which Theorem 6.1 can be applied. It does not seem possible to do this in the general case.

Theorem 6.2. *Let γ be a positively oriented closed strongly convex curve on X_c^2 and assume that its evolute γ_e has a finite number of singular points. Let s_e be the arclength parameter of γ_e . Then the integral of the geodesic curvature $k_e(s_e)$ of the evolute $\gamma_e(s_e)$ is given by*

$$\int_{\gamma_e} k_e(s_e) ds_e = c|F_e| + 2\pi,$$

where F_e is the area with multiplicities enclosed by γ_e .

Proof. For a negatively oriented closed piece-wise \mathcal{C}^2 curve we have, by Theorem 6.1,

$$\int_{\gamma} k_g(s) ds = -cF - \sum_{k=1}^N \theta_k + (N + 2\nu)\pi.$$

This equality can be applied to $\gamma_e(s_e)$ which is piece-wise \mathcal{C}^2 and negatively oriented by Remark 3.3. To evaluate the right-hand side of previous equality, when applied to γ_e , we consider first of all the case of plane cuves.

Note that the interior angles θ_k are zero. This is a consequence of equalities (9) and (17) and the fact that the angles $\theta(a_k^+)$ and $\theta(a_k^-)$ in (17) are the angles with respect to a given direction of the normal vector to the curve and its opposite, respectively.

Applying the turning tangents theorem to the evolute, see for instance [2], one has

$$2\pi\nu = V_e - N\pi,$$

where V_e is the differentiable variation of the angle formed by the tangent to the evolute with a given direction (sum of the variations in each interval where the evolute is regular) and N is the number of critical points of the radius of curvature of γ . Since the tangent to the evolute coincides up to the sign with the normal to the curve we get $V_e = 2\pi$. Hence $N + 2\nu = 2$ and the theorem is proved for $c = 0$.

To generalize the above arguments to the case $c \neq 0$ we can argue as follows. Let $\varphi_t: X_c^2 \rightarrow X_{(1-t)c}^2$, for $0 \leq t \leq 1$, be a continuous family of mappings, φ_0 being the identity and φ_1 the stereographic projection. For each t consider $\varphi_t(\gamma)$ and its corresponding evolute (which is not $\varphi_t(\gamma_e)$). Since the rotation index ν of this family of evolutes depends continuously on t and takes integer values, it must be constant. So $N + 2\nu = 2$ holds, and the proof is finished. \square

REFERENCES

- [1] Bruna, J., Cufí, J., *Complex Analysis*, European Mathematical Society, 2013.
- [2] Chern, S. S., *Curves and surfaces in Euclidean space*, Studies in Global Geometry and Analysis 4 (1967), 16–56.
- [3] Escudero, C. A., Reventós, A., *An interesting property of the evolute*, Amer. Math. Monthly 114 (7) (2007), 623–628.

- [4] Escudero, C. A., Reventós, A., Solanes, G., *Focal sets in two-dimensional space forms*, Pacific J. Math. **233** (2007), 309–320.
- [5] Fenchel, W., *On the differential geometry of closed space curves*, Bull. Amer. Math. Soc. (N.S.) **57** (1951), 44–54.
- [6] Hurwitz, A., *Sur quelques applications géométriques des séries de Fourier*, Annales scientifiques de l'É.N.S. **19** (1902), 357–408.
- [7] Martinez-Maure, Y., *Sommets et normales concourantes des courbes convexes de largeur constante et singularités des hérissons*, Arch. Math. **79** (2002), 489–498.
- [8] Ratcliffe, J. G., *Foundations of Hyperbolic Manifolds*, Graduate Texts in Mathematics, 149, Springer-Verlag, 1994.
- [9] Santaló, L. A., *Integral Geometry and Geometric Probability*, Addison-Wesley Publishing Co., Reading, Mass.-London-Amsterdam, 1976, With a foreword by Mark Kac, Encyclopedia of Mathematics and its Applications, Vol. 1.
- [10] Spivak, M., *A Comprehensive Introduction to Differential Geometry*, Publish or Perish, Inc. Berkeley, 1979, 2a ed., 5 v.

DEPARTAMENT DE MATEMÀTIQUES,
UNIVERSITAT AUTÒNOMA DE BARCELONA,
08193-BELLATERRA (BARCELONA), CATALONIA, SPAIN
E-mail: jcufi@mat.uab.cat agusti@mat.uab.cat